



# Go **WILD** at home

**Create your own African wildcat  
savannah scene**



## **What do you need?**

Shoebox, Printer, Paper, Scissors, Glue/sticky tape, Decorating materials (paints/ crayons/pens/coloured papers)

## **How to make a shoebox habitat**

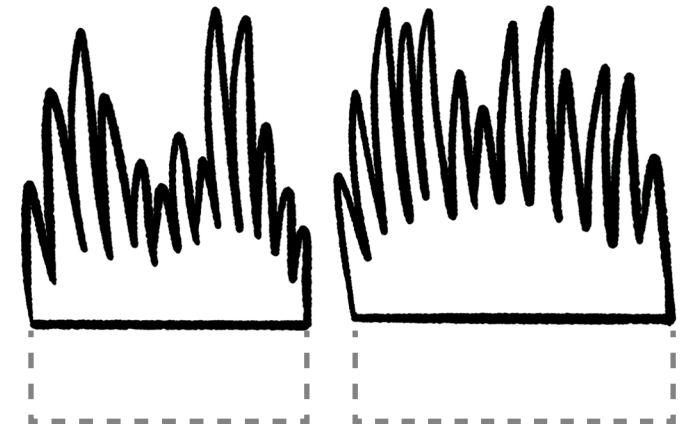

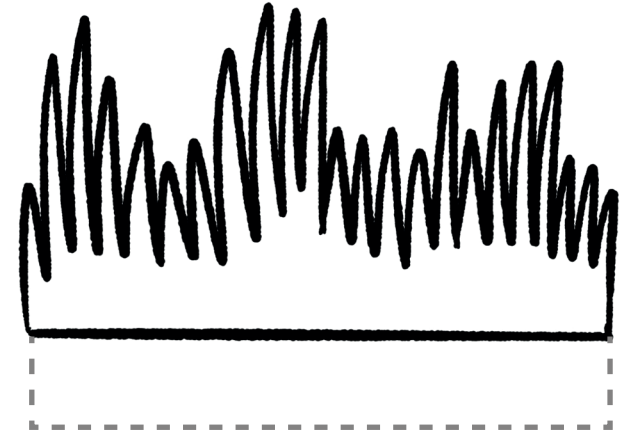




1. To start, prepare the shoebox by removing the lid and turn your box horizontally on one of the long sides.
2. Print out the savannah craft pack. If you do not have a printer, why not try to draw your own copy?
3. Go wild and colour in your savannah scene elements and create your background.
4. Cut out and glue/sticky tape the background to the back wall of the shoebox. You might also like to decorate the sides of your shoebox using any extra materials you have available (coloured paper, sand, grass, pebbles, etc).
5. Next, carefully cut out each item. Care must be taken as this can be quite fiddly – adult supervision might be required.
6. The tabs found on some of the items can be folded back 90 degrees and glued/ sticky taped to the bottom of the shoebox.
7. Have fun and create your savannah environment. Explore other content on our Go wild at home hub to help you create the perfect wildcat habitat.

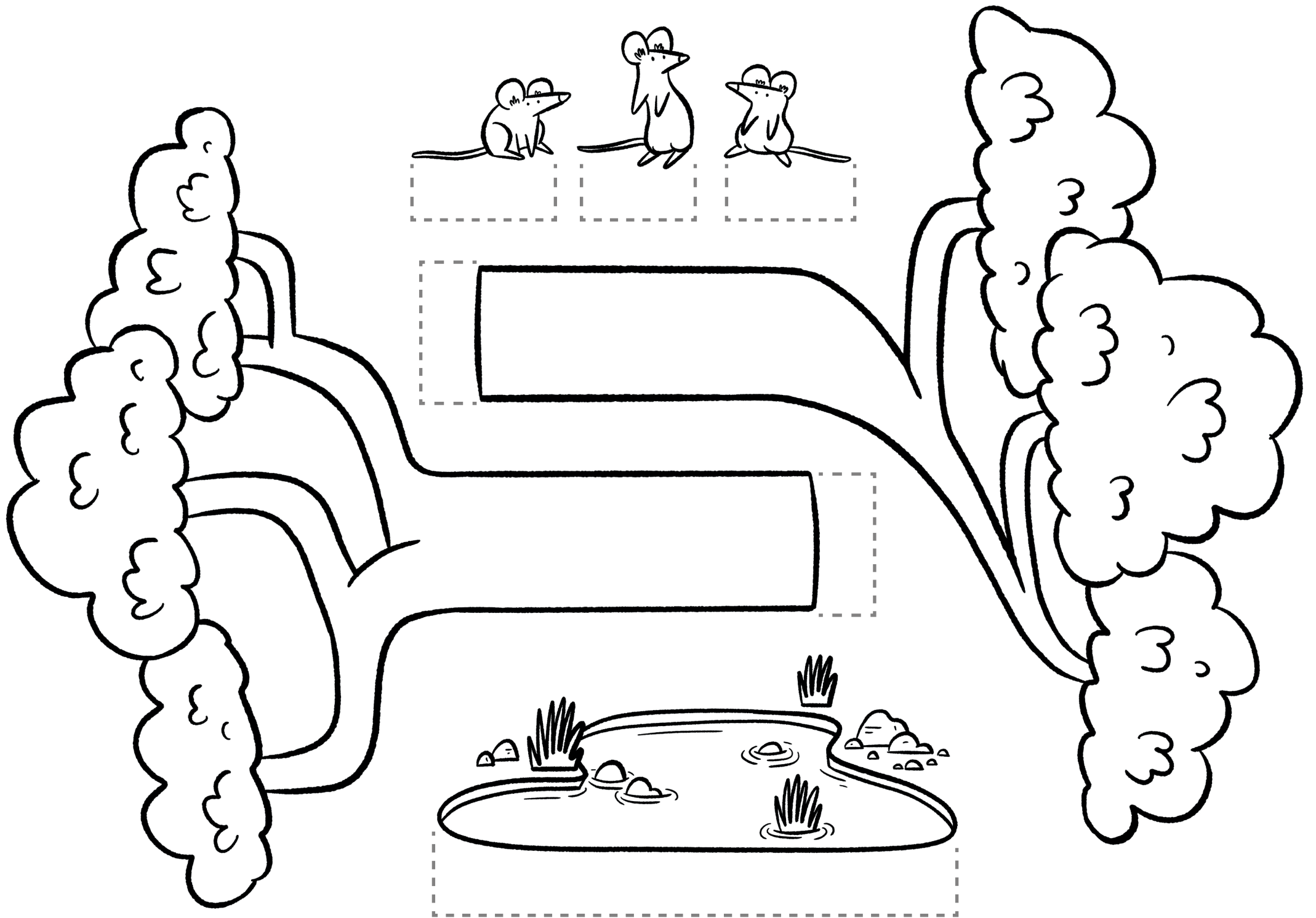
## **For your African wildcat, have you thought of...**

Where do they sleep? Somewhere to toilet? A hiding place or somewhere up high? Somewhere to drink? Something to eat? Something to scratch?

## **Why not try...**

- Making the animals out of modelling clay instead of paper? Check out our 'Make a modelling clay cat' step-by-step craft on the Go wild at home hub and include it in your scene.
- Drawing extra items to add to your habitat? Think about what other native wildlife you can find in the savannah.
- Writing a short story based on the wildcat and their habitat? Watch the 'Field journals of Dr Fergus Ferguson' for inspiration.





**Why not draw your own items?**

**Place to eat**

**Other animals**

**Place to sleep**

**Place to hide**

**Place to drink**